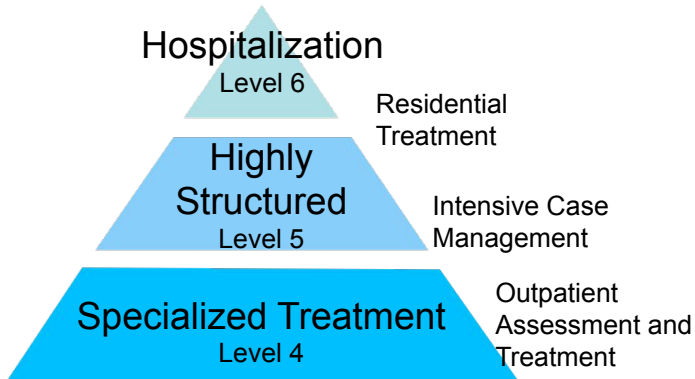


School-Community Framework of Mental Health Supports

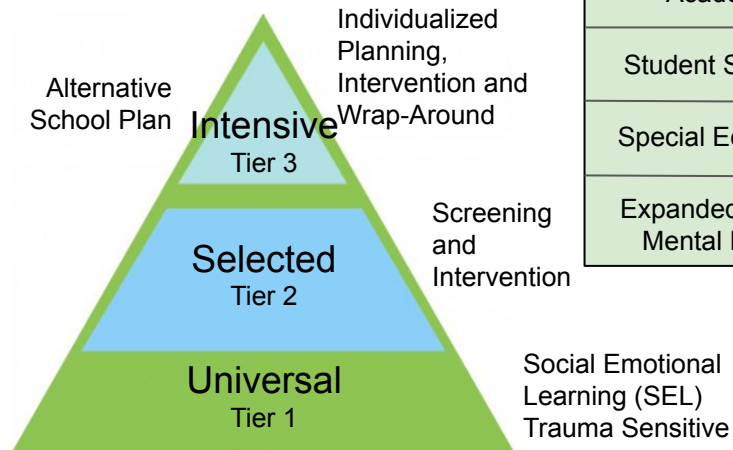
Family-Based • Trauma-Informed • Data-Driven • Culturally Responsive • Collaborative

Community-Based



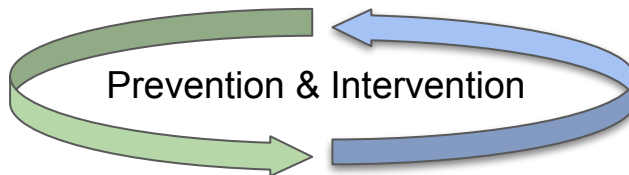
Community-Based Supports
Primary Care
County-Based
Mental Health Agencies
Human Services Agencies
Early Childhood Programs

School-Based



School-Based Supports
Academic
Student Services
Special Education
Expanded School Mental Health

Collaboration between All



Children's Mental Health Collaborative
OF DANE COUNTY

Adapted from James Mazza, Elizabeth Dexter-Mazza, et al. (2016). <http://www.dbtinschools.com>